



HOME SWEET HOME

28" Cage


Assembly Instructions

Item #02037

#30002037




Cage Base
Blue - #900161
Purple - #900145
Teal - #900198



Cage Wire
#900212


Step 1

Place the wire panels on a flat surface with the door facing up.






Step 2

Unfold the front, back, and side panels.



Step 3


Lock the two side panels onto the back and front panels by snapping the wire hook onto the wire frame.



Note: If the wire hooks have become bent in shipping, carefully pry them open until they fit on the wire frame.

Step 5

Pick up the cage top and set it onto the plastic base. Use the attachment latches to lock the top to the base.



If you have any questions or concerns about this product, contact our customer service department at **1-800-295-2243** or **cs@waremfinc.com** and we will help you with any problems, Mon-Fri 8:00 – 4:00 MST